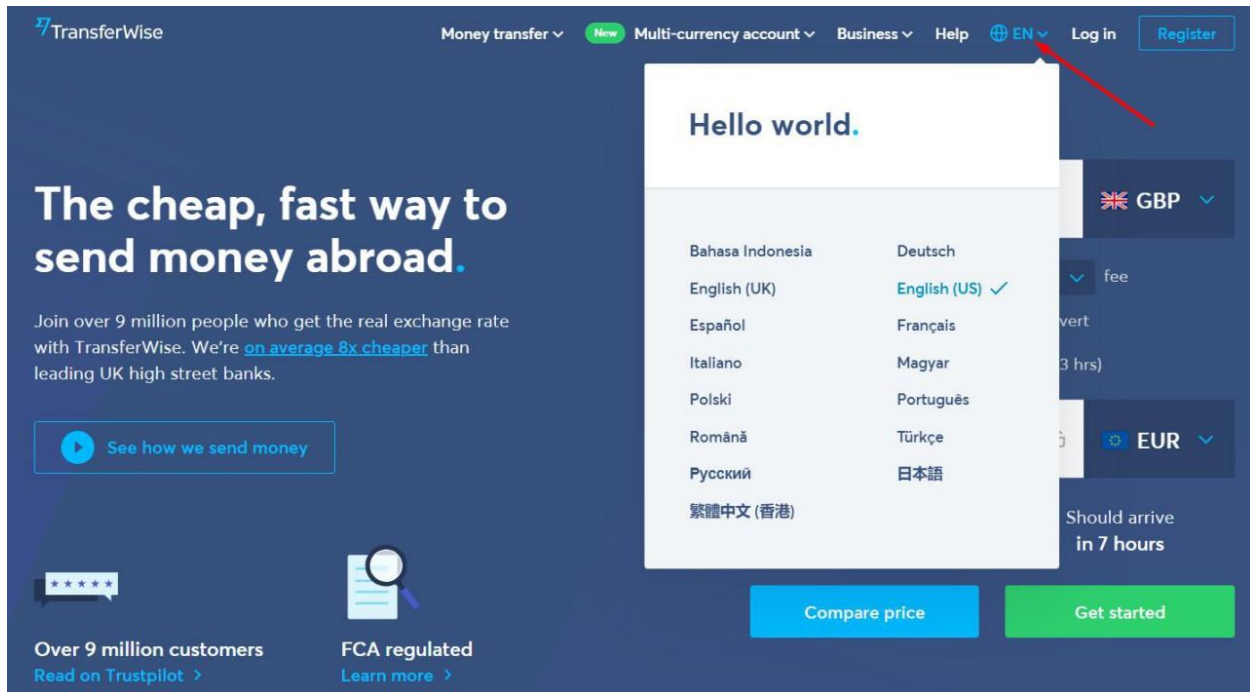


# How do I send money with TransferWise?

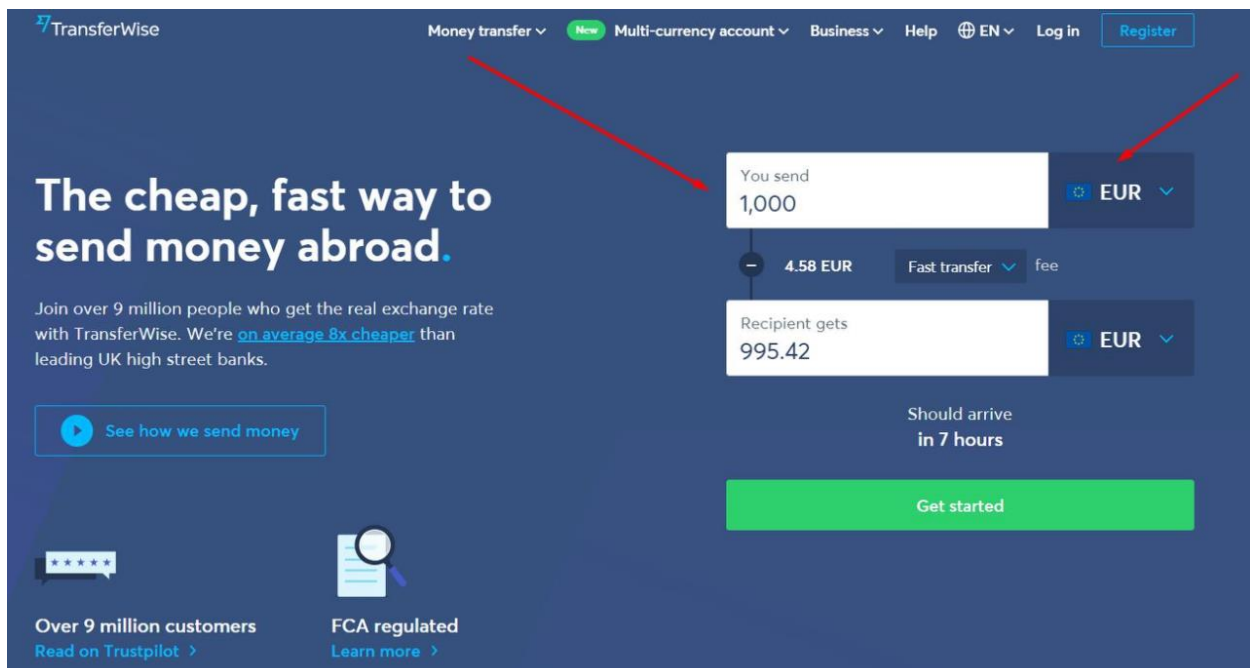
<https://transferwise.com>

1. Change language to your preferred.



The screenshot shows the TransferWise website homepage. The language selection dropdown menu is open, displaying a list of languages including Bahasa Indonesia, English (UK), Español, Italiano, Polski, Română, Русский, 繁體中文 (香港), Deutsch, English (US) (selected), Français, Magyar, Português, Türkçe, and 日本語. A red arrow points to the 'EN' language selector in the top navigation bar.

2. Select amount you want to transfer. sign up with TransferWise.



The screenshot shows the TransferWise website homepage with the transfer amount selection interface. The 'You send' field is set to 1,000 EUR, and the 'Recipient gets' field is set to 995.42 EUR. A red arrow points to the 'EUR' currency selector in the top navigation bar, and another red arrow points to the 'EUR' currency selector in the transfer amount selection interface. The 'Get started' button is highlighted in green.

### 3. Sign up with TransferWise with your email or social platforms.



TransferWise

## Welcome to money without borders.

Already signed up? [Log In](#)

Personal  Business

Your email address

Please fill out this field

Create a password

Country of residence  
United Kingdom

Sign up

Or, continue with [Apple](#), [Google](#) or [Facebook](#)

### 4. Select "Send money"

TransferWise Home

Send money

Home

Debit card

Recipients

Invite & earn 90 EUR

Receive and hold money

Get started

This is where you'll see your activity and transactions. Choose how you'd like to get started.

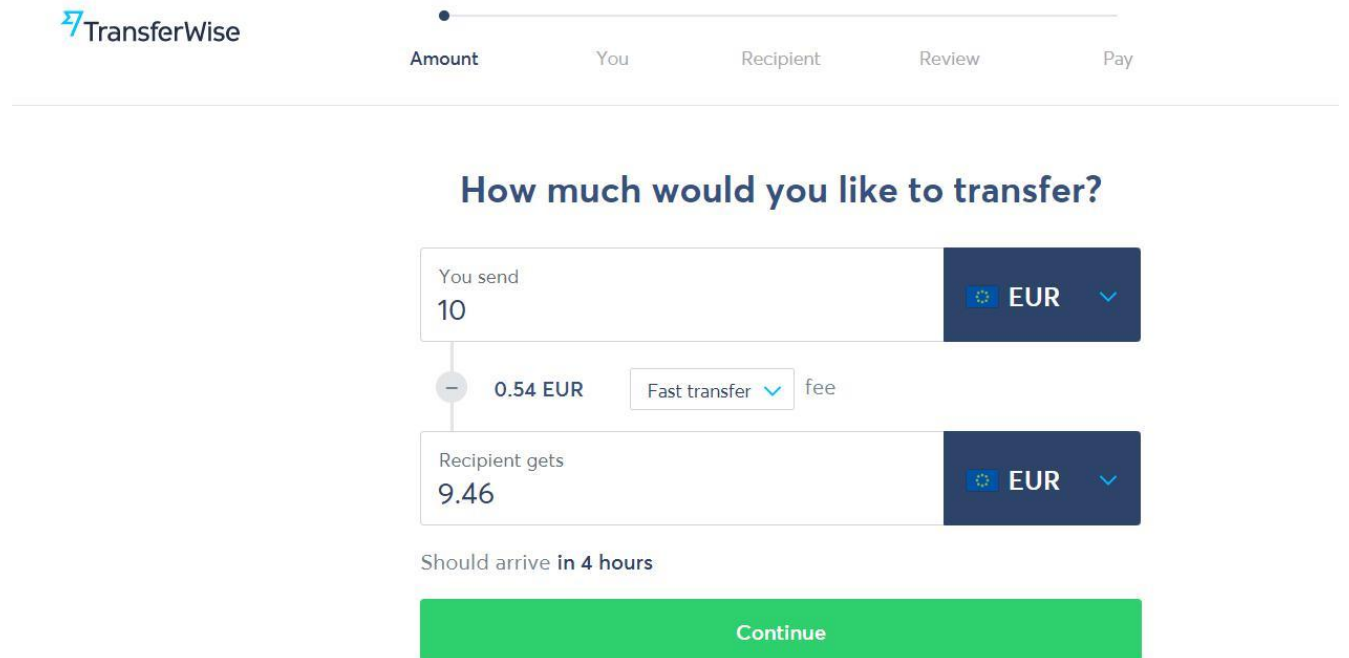
Send money

Receive money

Get debit card

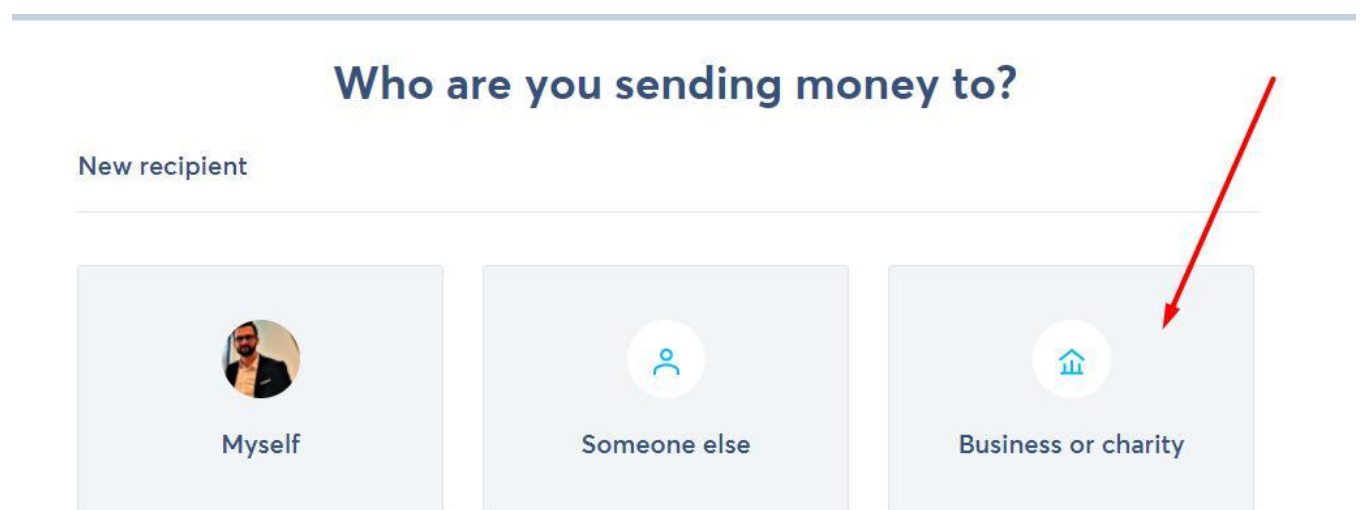
5. Type in how much you'd like to transfer.

**Tip:** It's important that your recipient (TimberIN) gets an exact amount. Type that amount into the Recipient gets box. System will automatically tell you how much you need to send.



The screenshot shows the TransferWise interface for selecting a transfer amount. At the top left is the TransferWise logo. A progress bar at the top indicates the current step is 'Amount', with other steps being 'You', 'Recipient', 'Review', and 'Pay'. The main heading is 'How much would you like to transfer?'. Below this, there are two input fields: 'You send' with the value '10' and a currency dropdown set to 'EUR', and 'Recipient gets' with the value '9.46' and a currency dropdown set to 'EUR'. A minus sign is positioned between the two fields. Below the 'You send' field, there is a 'Fast transfer' dropdown menu and a 'fee' label. Below the 'Recipient gets' field, it says 'Should arrive in 4 hours'. At the bottom, there is a large green 'Continue' button.

6. Select business type transfer.



The screenshot shows the TransferWise interface for selecting the recipient type. The heading is 'Who are you sending money to?'. Below the heading, it says 'New recipient'. There are three options presented as light blue boxes: 'Myself' with a person icon, 'Someone else' with a person icon, and 'Business or charity' with a building icon. A red arrow points to the 'Business or charity' option.

7. Remove tick from "I know their bank details". It will be easier to pay as you will only need to write down the email.

## Send to a business / charity ✕

Their email (optional)

Name of the business / charity

I know their bank details

**Bank details**

Inside Europe    Outside Europe

IBAN ⓘ

**Confirm**

8. Fill the tabs:

Email: [albertas@timberin.com](mailto:albertas@timberin.com)



Name of the business: MB TIMBERIN

### Send to a business / charity ✕

Their email (optional)

Name of the business / charity

✓ MB TIMBERIN is already on TransferWise, and would like to receive EUR in the following account

MB TIMBERIN   
 EUR account ending with 6964

Send to a different account

**Confirm**

9. **IMPORTANT!** In reference field please fill you invoice from TimberIN number.

[Amount](#)

[You](#)

[Recipient](#)

[Review](#)

[Pay](#)

## Review details of your transfer

Transfer details	<a href="#">Edit</a>
You send	<b>10 EUR</b>
Total fees (included)	0.50 EUR
Amount we'll send	9.50 EUR
Timberin gets	<b>9.50 EUR</b>
Should arrive	in 10 hours
<hr/>	
Recipient details	<a href="#">Change</a>
Name	Timberin
Email	albertas@timberin.com
Send to	Bank account

Reference for Timberin

Type a reference for Timberin

[Confirm and continue](#)



Proforma Invoice

**IN 5434**

04 05 2020

Seller


Buyer


## 10. Choose your transfer type and finish the payment.

### Choose your transfer type

Low cost transfer ⓘ - 0.50 EUR in total fees

 **Manually transfer the money from your bank**  
Manually transfer the money to TransferWise using your bank.  
Should arrive in 10 hours.

 **iDEAL**  
Pay through iDEAL using your online banking details. For transfers from the Netherlands only.  
Should arrive in 4 hours.

 **Trustly**  
Pay through Trustly using your online banking details. For transfers from Estonia, Finland, and Spain.  
Should arrive in 4 hours.

Fast transfer ⓘ - 0.54 EUR in total fees

 **Debit card**  
Send from your Visa or Mastercard.  
Should arrive in 4 hours.

 **Credit card**  
Send from your Visa or Mastercard.  
Should arrive in 4 hours.

Easy transfer ⓘ - 0.51 EUR in total fees

 **SOFORT by Klarna**  
Pay through SOFORT using your online banking details. For transfers from Austria, Belgium, Germany, Italy, the Netherlands, Spain, and Switzerland.  
Should arrive by December 3rd.

Not available

#### Transfer details

You send	<b>10 EUR</b>
Total fees (included)	0.50 EUR
Amount we'll send	9.50 EUR
Timberin gets	<b>9.50 EUR</b>
Should arrive	in 10 hours

#### Recipient details

Name	Timberin
Email	albertas@timberin.com
Send to	Bank account

[Continue to payment](#)

[Cancel this transfer](#)

[Looking for a different way to pay?](#)